



Danfoss Hansen® OCP ORV3 Blind Mate Quick Connector

One partner, every solution



Danfoss Hansen® OCP ORV3 Blind Mate Quick Connector

Danfoss Hansen **OCP Open Rack V3 Blind Mate Quick Connector** (BMQC) has been designed with OCP (Open Compute Project) community to set industry standard for thermal management application in data centers.

This quick disconnect coupling is available in size 5mm and complies with OCP specification requirements. Danfoss BMQC offers a self-alignment feature to help connect in location with limited access or visibility and guarantees 100% helium-leak testing on every coupling.



Product Features

- Designed together with OCP and complies with product specifications
- “Blind-connection” thanks to self- alignment feature with angular and radial compensation:
- +/- 5 mm of pure radial offset between the socket axis and the plug cup axis
- +/- 2.7° of angular offset
- Push-to-connect design
- Direct connection between servers and manifolds
- Static force to connect is max. 99.3 N
- Static force to connect dry is max. 66.71 N
- Dynamic force to connect is max . 120 N max @ 40 mm/sec
- Performance validated up-to 400 mm/sec
- High flow and reduced pressure drop for an improved system efficiency
- Flat-face dry break design to avoid spillage during connection/ disconnection
- High reliability and 100% helium-leak tested
- Danfoss unique patented centering mechanism. This allows end-user to use different types of hoses and a low force to connect.
- Standard material: 303 stainless steel for excellent corrosion resistance
- Standard seal material: EPDM-P (Peroxide cured) for excellent fluid compatibility
- Terminal ends are ORB for socket part and hose tail for plug part
- Operating temperature: 10°C - 65°C (50°F - 149°F)
- Working pressure: 2.4 bar (OCP is checking to increase the pressure – work is in progress)
- All wetted o-rings/seals are qualified/ certified as per IEC/UL 6268-1 G.15.2.3



Solutions to your liquid cooling challenges

Inner Rack Solutions

Danfoss' direct-to-chip cooling solutions extend into the racks through efficient routing of flexible, kink-free hoses, and leak free, helium-tested couplings.

Danfoss has a **comprehensive portfolio of premium fluid conveyance products** to meet your thermal management system needs.

Angular misalignment valve capability details

Radial misalignment valve capability details

Plug mounting details

MOUNTING PANEL & HOLE DETAILS
1.5 ± 0.02

Figure 1.5.1 Plug Valve Panel Requirements



Physical characteristics

Size	Working pressure		Min burst pressure		Radial misalignment	Angular misalignment	Rated Flow		Cv Value*	Torque
	bar	psi	bar	psi			lpm	gpm		
5	2.4	35	13.8	200	+/-5	+/-2.7	6	1.6	1.04	40 +/-5 (socket) 25 +/-5 (plug)

*Using PG25, at 40°C

Applications & Markets

- Liquid cooling application
- Data center application

Seal Elastomer Data

Seal Elastomer	Operation Temperature Range	
	C°	F°
EPDM-P	-40°C +150°C	-40°F +302°F

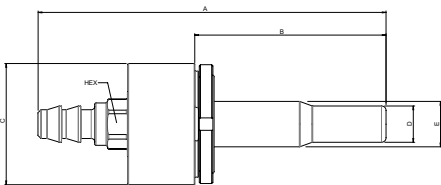


Figure 1
Plug

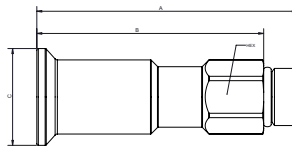


Figure 2
Socket

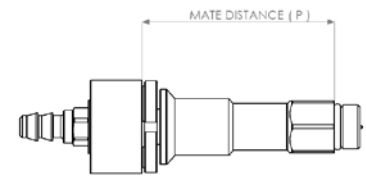


Figure 3
Connected

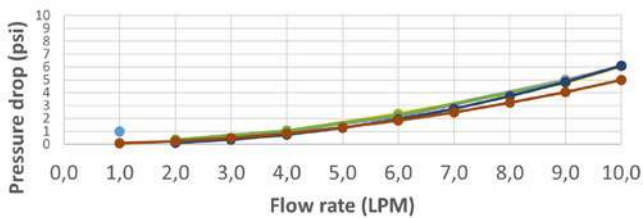
P = min 82.9 mm / max. 93.4 mm

Dimensions

Part/Order number	Part	End connection			Fig.	Dimensions									
		End type	Thread size	n°		A		B		C		D		E	
					(mm)	(in)	(mm)	(in)	(mm)	(in)	(mm)	(in)	(mm)	(in)	(mm)
12001795	Plug	Hose barb	-6	1	115.6	4.55	67.7	2.66	40	1.57	12	0.59	15	0.47	15
12001797	Socket	ORB	3/4-16 UNF 2A	2	86.1	3.39	75	2.95	32	1.25					22

Flow Data

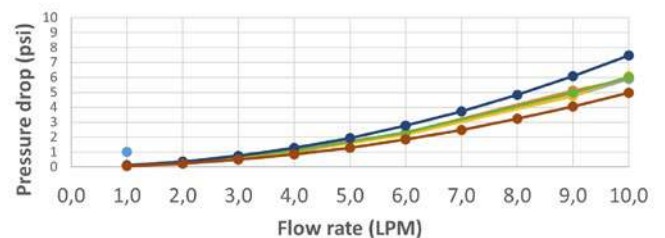
Plug to socket



* PQ curve at different mate distance ("P")

Flow Data

Socket to plug



* PQ curve at different mate distance ("P")



Any information, including, but not limited to information on selection of product, its application or use, product design, weight, dimensions, capacity or any other technical data in product manuals, catalogues descriptions, advertisements, etc. and whether made available in writing, orally, electronically, online or via download, shall be considered informative, and is only binding if and to the extent, explicit reference is made in a quotation or order confirmation. Danfoss cannot accept any responsibility for possible errors in catalogues, brochures, videos and other material. Danfoss reserves the right to alter its products without notice. This also applies to products ordered but not delivered provided that such alterations can be made without changes to form, fit or function of the product. All trademarks in this material are property of Danfoss A/S or Danfoss group companies. Danfoss and the Danfoss logo are trademarks of Danfoss A/S. All rights reserved.



GUYSON INTERNATIONAL LIMITED HOSE & COUPLINGS DIVISION
Southview Business Park, Guiseley, Leeds LS20 9PR
Tel: 01943 870044 e-mail: leeds@guyson.co.uk web: www.guyson.co.uk

