

# ***STAINLESS STEEL HOSE & PIPE FITTINGS***



FS 28046

***CUYSON***

# General-Purpose Hose Fittings (BS 2464)

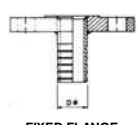
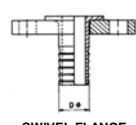

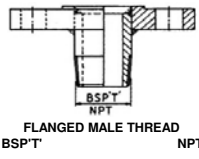


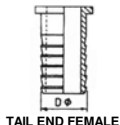
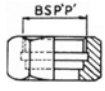
- A comprehensive range of general-purpose industrial hose fittings for use with external clamps, clips, etc., generally based on BS2464.

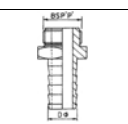
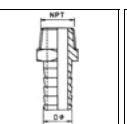

- All standard fittings are manufactured in 316/316L stainless steel.

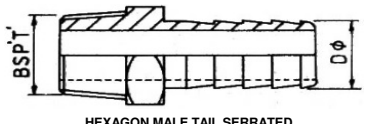
- Fittings in other grades, including Monel, etc., can be made to order, with early delivery.

- Part numbers quoted for flanged items refer to ASA 150lb class-for other styles of flanges consult our Sales Department.

Thread / Hose bore 'D' & flange Size					
	FIXED FLANGE SERRATED TAIL	SWIVEL FLANGE SERRATED TAIL	FLANGED MALE THREAD BSP P	FLANGED MALE THREAD BSP T	NPT
	Part No.	Part No.	Part No.	Part No.	Part No.
1/2"	CFT-175-8	CFTS-175-8	CFS-17BP-8	CFS-17BT-8	CFS-17NT-8
3/4"	CFT-175-12	CFTS-175-12	CFS-17BP-12	CFS-17BT-12	CFS-17NT-12
1"	CFT-175-16	CFTS-175-16	CFS-17BP-16	CFS-17BT-16	CFS-17NT-16
1.1/4"	CFT-175-20	CFTS-175-20	CFS-17BP-20	CFS-17BT-20	CFS-17NT-20
1.1/2"	CFT-175-24	CFTS-175-24	CFS-17BP-24	CFS-17BT-24	CFS-17NT-24
2"	CFT-175-32	CFTS-175-32	CFS-17BP-32	CFS-17BT-32	CFS-17NT-32
2.1/2"	CFT-175-40	CFTS-175-40	CFS-17BP-40	CFS-17BT-40	CFS-17NT-40
3"	CFT-175-48	CFTS-175-48	CFS-17BP-48	CFS-17BT-48	CFS-17NT-48
4"	CFT-175-64	CFTS-175-64	CFS-17BP-64	CFS-17BT-64	CFS-17NT-64

Hose Size 'D' dia (in)	Thread Size		
		TAIL END FEMALE SERRATED	SWIVEL NUT
		Part No.	Part No.
1/2"	1/2"	CTEF-175-8	CHNH-17BP-8
3/4"	3/4"	CTEF-175-12	CHNH-17BP-12
1"	1"	CTEF-175-16	CHNH-17BP-16
1.1/4"	1.1/4"	CTEF-175-20	CHNH-17BP-20
1.1/2"	1.1/2"	CTEF-175-24	CHNH-17BP-24
2"	2"	CTEF-175-32	CHNH-17BP-32
2.1/2"	2.1/2"	CTEF-175-40	CHNH-17BP-40
3"	3"	CTEF-175-48	CHNH-17BP-48
4"	4"	CTEF-175-64	CHNH-17BP-64

Thread & Hose bore 'D'			
	HEXAGON MALE TAIL SERRATED BSP P	HEXAGON MALE TAIL SERRATED NPT	HOSE MENDER
	Part No.	Part No.	Part No.
1/4"	IFS-B5D-16-006	IFS-N6-16-006	-
3/8"	IFS-B5D-16-009	IFS-N6-16-009	-
1/2"	IFS-B5D-16-013	IFS-N6-16-013	CHOM-175-8
3/4"	IFS-B5D-16-019	IFS-N6-16-019	CHOM-175-12
1"	IFS-B5D-16-025	IFS-N6-16-025	CHOM-175-16
1.1/4"	IFS-B5D-16-032	IFS-N6-16-032	CHOM-175-20
1.1/2"	IFS-B5D-16-038	IFS-N6-16-038	CHOM-175-24
2"	IFS-B5D-16-051	IFS-N6-16-051	CHOM-175-32
2.1/2"	IFS-B5D-16-065	IFS-N6-16-065	CHOM-175-40
3"	IFS-B5D-16-076	IFS-N6-16-076	CHOM-175-48
4"	IFS-B5D-16-102	IFS-N6-16-102	CHOM-175-64

			
Thread & Hose bore 'D'	Part No.	Thread & Hose bore 'D'	Part No.
1/8" x 1/4"	IFS-B6-16-003-006	3/4" x 3/4"	IFS-B6-16-019
1/4" x 1/4"	IFS-B6-16-006	3/4" x 1/2"	IFS-B6-16-019-013
1/4" x 3/8"	IFS-B6-16-006-009	3/4" x 1"	IFS-B6-16-019-025
3/8" x 3/8"	IFS-B6-16-009	1" x 1"	IFS-B6-16-025
3/8" x 1/4"	IFS-B6-16-009-006	1" x 3/4"	IFS-B6-16-025-019
3/8" x 1/2"	IFS-B6-16-009-013	1.1/4" x 1.1/4"	IFS-B6-16-032
1/2" X 1/2"	IFS-B6-16-013	1.1/4" x 1"	IFS-B6-16-032-025
1/2" x 3/8"	IFS-B6-16-013-009	1.1/2" x 1.1/2"	IFS-B6-16-038
1/2" x 3/4"	IFS-B6-16-013-019	2" x 2"	IFS-B6-16-051



**GUYSON INTERNATIONAL LIMITED HOSE & COUPLINGS DIVISION**  
 Southview Business Park, Guiseley, Leeds LS20 9PR  
 Tel: 01943 870044 e-mail: leeds@guyson.co.uk web: www.guyson.co.uk



**3000lb and 6000lb  
Screwed and Socket  
Weld Fittings**

Socket Weld Fittings										
	PIPE SIZES D <sub>1</sub> & D <sub>2</sub> (NB)	REDUCING INSERTS				PIPE SIZES D <sub>1</sub> & D <sub>2</sub> (NB)	REDUCING INSERTS			
		3000lb		6000lb			3000lb		6000lb	
Part No.	Type	Part No.	Type	Part No.	Type	Part No.	Type	Part No.	Type	
1/4" x 1/8"	CRI-300-4-2	1	CRI-600-4-2	1	1.1/4" x 1/2"	CRI-300-20-8	3	CRI-600-20-8	3	
3/8" x 1/8"	CRI-300-6-2	2	CRI-600-6-2	1	1.1/4" x 3/8"	CRI-300-20-12	2	CRI-600-20-12	2	
3/8" x 1/4"	CRI-300-6-4	1	CRI-600-6-4	1	1.1/4" x 1"	CRI-300-20-16	1	CRI-600-20-16	1	
1/2" x 1/4"	CRI-300-8-4	2	CRI-600-8-4	1	1.1/2" x 3/4"	CRI-300-24-12	3	CRI-600-24-12	3	
1/2" x 3/8"	CRI-300-8-6	1	CRI-600-8-6	1	1.1/2" x 1"	CRI-300-24-16	2	CRI-600-24-16	1	
3/4" x 3/8"	CRI-300-12-6	2	CRI-600-12-6	1	1.1/2" x 1.1/4"	CRI-300-24-20	1	CRI-600-24-20	1	
3/4" x 1/2"	CRI-300-12-8	1	CRI-600-12-8	1	2" x 1"	CRI-300-32-16	3	CRI-600-32-16	3	
1" x 3/8"	CRI-300-16-6	3	CRI-600-16-6	2	2" x 1.1/4"	CRI-300-32-20	3	CRI-600-32-20	2	
1" x 1/2"	CRI-300-16-8	2	CRI-600-16-8	2	2" x 1.1/2"	CRI-300-32-24	2	CRI-600-32-24	1	
1" x 3/4"	CRI-300-16-12	1	CRI-600-16-12	1						

All in accordance with ANSI B16.11 and BS3799 (screwed and socket weld fittings for the petroleum industry).

NPT thread are standard for this range but fittings and BSP.Tr (BS21) threads can readily be made to order.

3000lb class fittings are normally available for immediate delivery. 6000lb class fittings are available to order for quick delivery.

Standard fittings are in 316 stainless steel conforming to the following specifications:-  
ASTM A182 F316L (forged Items).  
ASTM A312 WP316LS (Pipe Items).  
BS 970 316 S11/S31 (Bar Stock Items).

Fittings in the higher nickel alloys, eg. Monel, etc., can be made to order

Pipe Size	90° ELBOW		45° ELBOW	
	3000lb	6000lb	3000lb	6000lb
	Part No.	Part No.	Part No.	Part No.
1/8"	A30-16-E90-SW02	A60-16-E90-SW02	A30-16-E45-SW02	A60-16-E45-SW02
1/4"	A30-16-E90-SW04	A60-16-E90-SW04	A30-16-E45-SW04	A60-16-E45-SW04
3/8"	A30-16-E90-SW06	A60-16-E90-SW06	A30-16-E45-SW06	A60-16-E45-SW06
1/2"	A30-16-E90-SW08	A60-16-E90-SW08	A30-16-E45-SW08	A60-16-E45-SW08
3/4"	A30-16-E90-SW12	A60-16-E90-SW12	A30-16-E45-SW12	A60-16-E45-SW12
1"	A30-16-E90-SW16	A60-16-E90-SW16	A30-16-E45-SW16	A60-16-E45-SW16
1.1/4"	A30-16-E90-SW20	A60-16-E90-SW20	A30-16-E45-SW20	A60-16-E45-SW20
1.1/2"	A30-16-E90-SW24	A60-16-E90-SW24	A30-16-E45-SW24	A60-16-E45-SW24
2"	A30-16-E90-SW32	A60-16-E90-SW32	A30-16-E45-SW32	A60-16-E45-SW32

Pipe Size D (NB)	EQUAL TEE		EQUAL CROSS		CONE SEAT UNION		FULL COUPLING		HALF COUPLING		CAP	
	3000lb	6000lb	3000lb	6000lb	3000lb	6000lb	3000lb	6000lb	3000lb	6000lb	3000lb	6000lb
	Part No.	Part No.	Part No.	Part No.	Part No.	Part No.	Part No.	Part No.	Part No.	Part No.	Part No.	Part No.
1/8"	CETW-300-2	CETW-600-2	CECW-300-2	CECW-600-2	A30-16-UNI-SW02	A60-16-UNI-SW02	CFCW-300-2	CFCW-600-2	CHCW-300-2	CHCW-600-2	CPCW-300-2	CPCW-600-2
1/4"	CETW-300-4	CETW-600-4	CECW-300-4	CECW-600-4	A30-16-UNI-SW04	A60-16-UNI-SW04	CFCW-300-4	CFCW-600-4	CHCW-300-4	CHCW-600-4	CPCW-300-4	CPCW-600-4
3/8"	CETW-300-6	CETW-600-6	CECW-300-6	CECW-600-6	A30-16-UNI-SW06	A60-16-UNI-SW06	CFCW-300-6	CFCW-600-6	CHCW-300-6	CHCW-600-6	CPCW-300-6	CPCW-600-6
1/2"	CETW-300-8	CETW-600-8	CECW-300-8	CECW-600-8	A30-16-UNI-SW08	A60-16-UNI-SW08	CFCW-300-8	CFCW-600-8	CHCW-300-8	CHCW-600-8	CPCW-300-8	CPCW-600-8
3/4"	CETW-300-12	CETW-600-12	CECW-300-12	CECW-600-12	A30-16-UNI-SW12	A60-16-UNI-SW12	CFCW-300-12	CFCW-600-12	CHCW-300-12	CHCW-600-12	CPCW-300-12	CPCW-600-12
1"	CETW-300-16	CETW-600-16	CECW-300-16	CECW-600-16	A30-16-UNI-SW16	A60-16-UNI-SW16	CFCW-300-16	CFCW-600-16	CHCW-300-16	CHCW-600-16	CPCW-300-16	CPCW-600-16
1.1/4"	CETW-300-20	CETW-600-20	CECW-300-20	CECW-600-20	A30-16-UNI-SW20	A60-16-UNI-SW20	CFCW-300-20	CFCW-600-20	CHCW-300-20	CHCW-600-20	CPCW-300-20	CPCW-600-20
1.1/2"	CETW-300-24	CETW-600-24	CECW-300-24	CECW-600-24	A30-16-UNI-SW24	A60-16-UNI-SW24	CFCW-300-24	CFCW-600-24	CHCW-300-24	CHCW-600-24	CPCW-300-24	CPCW-600-24
2"	CETW-300-32	CETW-600-32	CECW-300-32	CECW-600-32	A30-16-UNI-SW32	A60-16-UNI-SW32	CFCW-300-32	CFCW-600-32	CHCW-300-32	CHCW-600-32	CPCW-300-32	CPCW-600-32



**GUYSON INTERNATIONAL LIMITED** HOSE & COUPLINGS DIVISION  
Southview Business Park, Guiseley, Leeds LS20 9PR  
Tel: 01943 870044 e-mail: leeds@guyson.co.uk web: www.guyson.co.uk



# High Pressure Pipe Fittings (BS 3799 3000 & 6000lb)



Screwed Fittings	Thread Size	90° ELBOW		45° ELBOW		EQUAL TEE		EQUAL CROSS		FEMALE CONE SEAT UNION		MF CONE SEAT UNION	
		3000lb		6000lb		3000lb		6000lb		3000lb		6000lb	
		Part No.	Part No.	Part No.	Part No.	Part No.	Part No.	Part No.	Part No.	Part No.	Part No.	Part No.	Part No.
1/4"	A30-16-E90-N304	A60-16-E90-N304	A30-16-E45-N304	A60-16-E45-N304	A30-16-TEE-N304	A60-16-TEE-N304	A30-16-CROS-N304	A60-16-CROS-N304	A30-16-UNI-N304	A60-16-UNI-N304	CUMF-300-4	CUMF-600-4	
3/8"	A30-16-E90-N306	A60-16-E90-N306	A30-16-E45-N306	A60-16-E45-N306	A30-16-TEE-N306	A60-16-TEE-N306	A30-16-CROS-N306	A60-16-CROS-N306	A30-16-UNI-N306	A60-16-UNI-N306	CUMF-300-6	CUMF-600-6	
1/2"	A30-16-E90-N308	A60-16-E90-N308	A30-16-E45-N308	A60-16-E45-N308	A30-16-TEE-N308	A60-16-TEE-N308	A30-16-CROS-N308	A60-16-CROS-N308	A30-16-UNI-N308	A60-16-UNI-N308	CUMF-300-8	CUMF-600-8	
3/4"	A30-16-E90-N312	A60-16-E90-N312	A30-16-E45-N312	A60-16-E45-N312	A30-16-TEE-N312	A60-16-TEE-N312	A30-16-CROS-N312	A60-16-CROS-N312	A30-16-UNI-N312	A60-16-UNI-N312	CUMF-300-12	CUMF-600-12	
1"	A30-16-E90-N316	A60-16-E90-N316	A30-16-E45-N316	A60-16-E45-N316	A30-16-TEE-N316	A60-16-TEE-N316	A30-16-CROS-N316	A60-16-CROS-N316	A30-16-UNI-N316	A60-16-UNI-N316	CUMF-300-16	CUMF-600-16	
1.1/4"	A30-16-E90-N320	A60-16-E90-N320	A30-16-E45-N320	A60-16-E45-N320	A30-16-TEE-N320	A60-16-TEE-N320	A30-16-CROS-N320	A60-16-CROS-N320	A30-16-UNI-N320	A60-16-UNI-N320	CUMF-300-20	CUMF-600-20	
1.1/2"	A30-16-E90-N324	A60-16-E90-N324	A30-16-E45-N324	A60-16-E45-N324	A30-16-TEE-N324	A60-16-TEE-N324	A30-16-CROS-N324	A60-16-CROS-N324	A30-16-UNI-N324	A60-16-UNI-N324	CUMF-300-24	CUMF-600-24	
2"	A30-16-E90-N332	A60-16-E90-N332	A30-16-E45-N332	A60-16-E45-N332	A30-16-TEE-N332	A60-16-TEE-N332	A30-16-CROS-N332	A60-16-CROS-N332	A30-16-UNI-N332	A60-16-UNI-N332	CUMF-300-32	CUMF-600-32	

Thread Size	FULL COUPLING		HALF COUPLING		END CAP	
	3000lb		6000lb		3000lb	
	Part No.	Part No.	Part No.	Part No.	Part No.	Part No.
1/8"	A30-16-FC-N302	A60-16-FC-N302	A30-16-HC-N302	A60-16-HC-N302	CPC-300-2	CPC-600-2
1/4"	A30-16-FC-N304	A60-16-FC-N304	A30-16-HC-N304	A60-16-HC-N304	CPC-300-4	CPC-600-4
3/8"	A30-16-FC-N306	A60-16-FC-N306	A30-16-HC-N306	A60-16-HC-N306	CPC-300-6	CPC-600-6
1/2"	A30-16-FC-N308	A60-16-FC-N308	A30-16-HC-N308	A60-16-HC-N308	CPC-300-8	CPC-600-8
3/4"	A30-16-FC-N312	A60-16-FC-N312	A30-16-HC-N312	A60-16-HC-N312	CPC-300-12	CPC-600-12
1"	A30-16-FC-N316	A60-16-FC-N316	A30-16-HC-N316	A60-16-HC-N316	CPC-300-16	CPC-600-16
1.1/4"	A30-16-FC-N320	A60-16-FC-N320	A30-16-HC-N320	A60-16-HC-N320	CPC-300-20	CPC-600-20
1.1/2"	A30-16-FC-N324	A60-16-FC-N324	A30-16-HC-N324	A60-16-HC-N324	CPC-300-24	CPC-600-24
2"	A30-16-FC-N332	A60-16-FC-N332	A30-16-HC-N332	A60-16-HC-N332	CPC-300-32	CPC-600-32

Thread Size	HEXAGON REDUCING NIPPLE		HEXAGON REDUCING BUSH		FEMALE/MALE REDUCING ADAPTOR	
	6000lb		3000lb		3000lb	
	Part No.	Part No.	Part No.	Part No.	Part No.	Part No.
1/4" x 1/8"	A60-16-RN-N604-N602	A30-16-RB-N304-N602	A30-16-AD-N304-N602			
3/8" x 1/8"	A60-16-RN-N606-N602	A30-16-RB-N306-N602	A30-16-AD-N306-N602			
3/8" x 1/4"	A60-16-RN-N606-N604	A30-16-RB-N306-N604	A30-16-AD-N306-N604			
1/2" x 1/4"	A60-16-RN-N608-N604	A30-16-RB-N308-N604	A30-16-AD-N308-N604			
1/2" x 3/8"	A60-16-RN-N608-N606	A30-16-RB-N308-N606	A30-16-AD-N308-N606			
3/4" x 3/8"	A60-16-RN-N612-N606	A30-16-RB-N312-N606	A30-16-AD-N312-N606			
3/4" x 1/2"	A60-16-RN-N612-N608	A30-16-RB-N312-N608	A30-16-AD-N312-N608			
1" x 3/8"	A60-16-RN-N616-N606	A30-16-RB-N316-N606	A30-16-AD-N316-N606			
1" x 1/2"	A60-16-RN-N616-N608	A30-16-RB-N316-N608	A30-16-AD-N316-N608			
1" x 3/4"	A60-16-RN-N616-N612	A30-16-RB-N316-N612	A30-16-AD-N316-N612			
1.1/4" x 1/2"	A60-16-RN-N620-N608	A30-16-RB-N320-N608	A30-16-AD-N320-N608			
1.1/4" x 3/4"	A60-16-RN-N620-N612	A30-16-RB-N320-N612	A30-16-AD-N320-N612			
1.1/4" x 1"	A60-16-RN-N620-N616	A30-16-RB-N320-N616	A30-16-AD-N320-N616			
1.1/2" x 3/4"	A60-16-RN-N624-N612	A30-16-RB-N324-N612	A30-16-AD-N324-N612			
1.1/2" x 1"	A60-16-RN-N624-N616	A30-16-RB-N324-N616	A30-16-AD-N324-N616			
1.1/2" x 1.1/4"	A60-16-RN-N624-N620	A30-16-RB-N324-N620	A30-16-AD-N324-N620			
2" x 1"	A60-16-RN-N632-N616	A30-16-RB-N332-N616	A30-16-AD-N332-N616			
2" x 1.1/2"	A60-16-RN-N632-N620	A30-16-RB-N332-N620	A30-16-AD-N332-N620			
2" x 1.1/2"	A60-16-RN-N632-N624	A30-16-RB-N332-N624	A30-16-AD-N332-N624			

Thread Size	BARREL NIPPLE		HEXAGON NIPPLE		HEXAGON HEAD PLUG		SQUARE HEAD PLUG		FEMALE/MALE ADAPTOR	
	3000lb (SCH. 80 S)		6000lb (SCH. 40 S)		3000lb		3000lb		3000lb	
	Part No.	Part No.	Part No.	Part No.	Part No.	Part No.	Part No.	Part No.	Part No.	Part No.
1/8"	A30-16-BN-N602	A60-16-BN-N602	A60-16-N602-N602	A30-16-HHP-N602	A30-16-SHP-N602	A30-16-AD-N302-N602				
1/4"	A30-16-BN-N604	A60-16-BN-N604	A60-16-N604-N604	A30-16-HHP-N604	A30-16-SHP-N604	A30-16-AD-N304-N604				
3/8"	A30-16-BN-N606	A60-16-BN-N606	A60-16-N606-N606	A30-16-HHP-N606	A30-16-SHP-N606	A30-16-AD-N306-N606				
1/2"	A30-16-BN-N608	A60-16-BN-N608	A60-16-N608-N608	A30-16-HHP-N608	A30-16-SHP-N608	A30-16-AD-N308-N608				
3/4"	A30-16-BN-N612	A60-16-BN-N612	A60-16-N612-N612	A30-16-HHP-N612	A30-16-SHP-N612	A30-16-AD-N312-N612				
1"	A30-16-BN-N616	A60-16-BN-N616	A60-16-N616-N616	A30-16-HHP-N616	A30-16-SHP-N616	A30-16-AD-N316-N616				
1.1/4"	A30-16-BN-N620	A60-16-BN-N620	A60-16-N620-N620	A30-16-HHP-N620	A30-16-SHP-N620	A30-16-AD-N320-N620				
1.1/2"	A30-16-BN-N624	A60-16-BN-N624	A60-16-N624-N624	A30-16-HHP-N624	A30-16-SHP-N624	A30-16-AD-N324-N624				
2"	A30-16-BN-N632	A60-16-BN-N632	A60-16-N632-N632	A30-16-HHP-N632	A30-16-SHP-N632	A30-16-AD-N332-N632				

Thread Size	CONCENTRIC SWAGE NIPPLE		ECCENTRIC SWAGE NIPPLE	
	3000lb (SCH. 80 S)		6000lb (SCH. 160 S)	
	Part No.	Part No.	Part No.	Part No.
1/4" x 1/8"	A30-16-RNS-N604-N602	A60-16-RNS-N604-N602	CER-300-4-2	CER-600-4-2
3/8" x 1/8"	A30-16-RNS-N606-N602	A60-16-RNS-N606-N602	CER-300-6-2	CER-600-6-2
3/8" x 1/4"	A30-16-RNS-N606-N604	A60-16-RNS-N606-N604	CER-300-6-4	CER-600-6-4
1/2" x 1/4"	A30-16-RNS-N608-N604	A60-16-RNS-N608-N604	CER-300-8-4	CER-600-8-4
1/2" x 3/8"	A30-16-RNS-N608-N606	A60-16-RNS-N608-N606	CER-300-8-6	CER-600-8-6
3/4" x 3/8"	A30-16-RNS-N612-N606	A60-16-RNS-N612-N606	CER-300-12-6	CER-600-12-6
3/4" x 1/2"	A30-16-RNS-N612-N608	A60-16-RNS-N612-N608	CER-300-12-8	CER-600-12-8
1" x 3/8"	A30-16-RNS-N616-N606	A60-16-RNS-N616-N606	CER-300-16-6	CER-600-16-6
1" x 1/2"	A30-16-RNS-N616-N608	A60-16-RNS-N616-N608	CER-300-16-8	CER-600-16-8
1" x 3/4"	A30-16-RNS-N616-N612	A60-16-RNS-N616-N612	CER-300-16-12	CER-600-16-12
1.1/4" x 1/2"	A30-16-RNS-N620-N608	A60-16-RNS-N620-N608	CER-300-20-8	CER-600-20-8
1.1/4" x 3/4"	A30-16-RNS-N620-N612	A60-16-RNS-N620-N612	CER-300-20-12	CER-600-20-12
1.1/4" x 1"	A30-16-RNS-N620-N616	A60-16-RNS-N620-N616	CER-300-20-16	CER-600-20-16
1.1/2" x 3/4"	A30-16-RNS-N624-N612	A60-16-RNS-N624-N612	CER-300-24-12	CER-600-24-12
1.1/2" x 1"	A30-16-RNS-N624-N616	A60-16-RNS-N624-N616	CER-300-24-16	CER-600-24-16
1.1/2" x 1.1/4"	A30-16-RNS-N624-N620	A60-16-RNS-N624-N620	CER-300-24-20	CER-600-24-20
2" x 1"	A30-16-RNS-N632-N616	A60-16-RNS-N632-N616	CER-300-32-16	CER-600-32-16
2" x 1.1/2"	A30-16-RNS-N632-N620	A60-16-RNS-N632-N620	CER-300-32-20	CER-600-32-20
2" x 1.1/2"	A30-16-RNS-N632-N624	A60-16-RNS-N632-N624	CER-300-32-24	CER-600-32-24



**GUYSON INTERNATIONAL LIMITED** HOSE & COUPLINGS DIVISION  
 Southview Business Park, Guiseley, Leeds LS20 9PR  
 Tel: 01943 870044 e-mail: leeds@guyson.co.uk web: www.guyson.co.uk



NOTE: All technical information shown is correct at time of print and may be subject to change without notice. For specific applications, please consult Guyson Technical Sales Department.

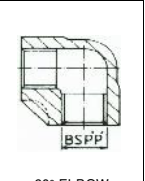

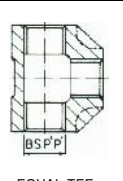
FS 28046

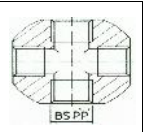
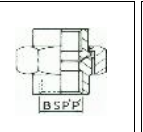
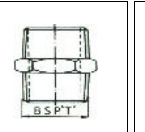
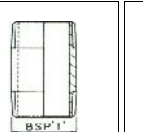

SHAP 1222

# General-Purpose BSP Pipe Fittings (BS1740 150lb)



- This is a range of fittings for 'low pressure' applications generally known as '150lb Class Fittings'.
- They are dimensionally based on BS1740
- Within the range all female threads are parallel, whilst male threads are taper.
- All fittings in this range are normally

Pipe Size			
	90° ELBOW	45° ELBOW	EQUAL TEE
	Part No.	Part No.	Part No.
1/8"	A15-16-E90-B802	A15-16-E45-B802	A15-16-ET-B802
1/4"	A15-16-E90-B804	A15-16-E45-B804	A15-16-ET-B804
3/8"	A15-16-E90-B806	A15-16-E45-B806	A15-16-ET-B806
1/2"	A15-16-E90-B808	A15-16-E45-B808	A15-16-ET-B808
3/4"	A15-16-E90-B812	A15-16-E45-B812	A15-16-ET-B812
1"	A15-16-E90-B816	A15-16-E45-B816	A15-16-ET-B816
1.1/4"	A15-16-E90-B820	A15-16-E45-B820	A15-16-ET-B820
1.1/2"	A15-16-E90-B824	A15-16-E45-B824	A15-16-ET-B824
2"	A15-16-E90-B832	A15-16-E45-B832	A15-16-ET-B832
2.1/2"	A15-16-E90-B840	A15-16-E45-B840	A15-16-ET-B840
3"	A15-16-E90-B848	A15-16-E45-B848	A15-16-ET-B848

Pipe Size					
	EQUAL CROSS	CONE SEAT UNION	HEXAGON NIPPLE	BARREL NIPPLE	WELDING NIPPLE
	Part No.	Part No.	Part No.	Part No.	Part No.
1/8"	A15-16-CR-B802	A15-16-UN-B802	A15-16-HN-B602	A15-16-BN-B602	A15-16-WN-B602
1/4"	A15-16-CR-B804	A15-16-UN-B804	A15-16-HN-B604	A15-16-BN-B604	A15-16-WN-B604
3/8"	A15-16-CR-B806	A15-16-UN-B806	A15-16-HN-B606	A15-16-BN-B606	A15-16-WN-B606
1/2"	A15-16-CR-B808	A15-16-UN-B808	A15-16-HN-B608	A15-16-BN-B608	A15-16-WN-B608
3/4"	A15-16-CR-B812	A15-16-UN-B812	A15-16-HN-B612	A15-16-BN-B612	A15-16-WN-B612
1"	A15-16-CR-B816	A15-16-UN-B816	A15-16-HN-B616	A15-16-BN-B616	A15-16-WN-B616
1.1/4"	A15-16-CR-B820	A15-16-UN-B820	A15-16-HN-B620	A15-16-BN-B620	A15-16-WN-B620
1.1/2"	A15-16-CR-B824	A15-16-UN-B824	A15-16-HN-B624	A15-16-BN-B624	A15-16-WN-B624
2"	A15-16-CR-B832	A15-16-UN-B832	A15-16-HN-B632	A15-16-BN-B632	A15-16-WN-B632
2.1/2"	A15-16-CR-B840	A15-16-UN-B840	A15-16-HN-B640	A15-16-BN-B640	A15-16-WN-B640
3"	A15-16-CR-B848	A15-16-UN-B848	A15-16-HN-B648	A15-16-BN-B648	A15-16-WN-B648



GUYSON INTERNATIONAL LIMITED HOSE & COUPLINGS DIVISION

Southview Business Park, Guiseley, Leeds LS20 9PR

Tel: 01943 870044 e-mail: leeds@guyson.co.uk web: www.guyson.co.uk


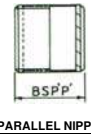

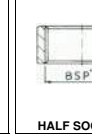

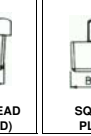



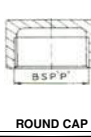

FS 28046




SHAP 1222

# General-Purpose BSP Pipe Fittings (BS1740 150lb)



Pipe Size						
	Part No.	Part No.	Part No.	Part No.	Part No.	Part No.
1/8"	A15-16-CN-B602	A15-16-PN-B902	A15-16-ES-B802	A15-16-HS-B802	A15-16-HP-B602	A15-16-SP-B602
1/4"	A15-16-CN-B604	A15-16-PN-B904	A15-16-ES-B804	A15-16-HS-B804	A15-16-HP-B604	A15-16-SP-B604
3/8"	A15-16-CN-B606	A15-16-PN-B906	A15-16-ES-B806	A15-16-HS-B806	A15-16-HP-B606	A15-16-SP-B606
1/2"	A15-16-CN-B608	A15-16-PN-B908	A15-16-ES-B808	A15-16-HS-B808	A15-16-HP-B608	A15-16-SP-B608
3/4"	A15-16-CN-B612	A15-16-PN-B912	A15-16-ES-B812	A15-16-HS-B812	A15-16-HP-B612	A15-16-SP-B612
1"	A15-16-CN-B616	A15-16-PN-B916	A15-16-ES-B816	A15-16-HS-B816	A15-16-HP-B616	A15-16-SP-B616
1.1/4"	A15-16-CN-B620	A15-16-PN-B920	A15-16-ES-B820	A15-16-HS-B820	A15-16-HP-B620	A15-16-SP-B620
1.1/2"	A15-16-CN-B624	A15-16-PN-B924	A15-16-ES-B824	A15-16-HS-B824	A15-16-HP-B624	A15-16-SP-B624
2"	A15-16-CN-B632	A15-16-PN-B932	A15-16-ES-B832	A15-16-HS-B832	A15-16-HP-B632	A15-16-SP-B632
2.1/2"	A15-16-CN-B640	A15-16-PN-B940	A15-16-ES-B840	A15-16-HS-B840	A15-16-HP-B640	A15-16-SP-B640
3"	A15-16-CN-B648	A15-16-PN-B948	A15-16-ES-B848	A15-16-HS-B848	A15-16-HP-B648	A15-16-SP-B648

Pipe Size			
	Part No.	Part No.	Part No.
1/8"	A15-16-LN-B802	A15-16-RC-B802	-
1/4"	A15-16-LN-B804	A15-16-RC-B804	-
3/8"	A15-16-LN-B806	A15-16-RC-B806	-
1/2"	A15-16-LN-B808	A15-16-RC-B808	CFSE-150-8
3/4"	A15-16-LN-B812	A15-16-RC-B812	CFSE-150-12
1"	A15-16-LN-B816	A15-16-RC-B816	CFSE-150-16
1.1/4"	A15-16-LN-B820	A15-16-RC-B820	CFSE-150-20
1.1/2"	A15-16-LN-B824	A15-16-RC-B824	CFSE-150-24
2"	A15-16-LN-B832	A15-16-RC-B832	CFSE-150-32
2.1/2"	A15-16-LN-B840	A15-16-RC-B840	CFSE-150-40
3"	A15-16-LN-B848	A15-16-RC-B848	CFSE-150-48

Pipe Size			
	Part No.	Part No.	Part No.
1/4" x 1/8"	A15-16-RN-B604-B602	A15-16-RB-B604-B802	A15-16-RS-B804-B802
3/8" x 1/8"	A15-16-RN-B606-B602	A15-16-RB-B606-B802	A15-16-RS-B806-B802
3/8" x 1/4"	A15-16-RN-B606-B604	A15-16-RB-B606-B804	A15-16-RS-B806-B804
1/2" x 1/4"	A15-16-RN-B608-B604	A15-16-RB-B608-B804	A15-16-RS-B808-B804
1/2" x 3/8"	A15-16-RN-B608-B606	A15-16-RB-B608-B806	A15-16-RS-B808-B806
3/4" x 3/8"	A15-16-RN-B612-B606	A15-16-RB-B612-B806	A15-16-RS-B812-B806
3/4" x 1/2"	A15-16-RN-B612-B608	A15-16-RB-B612-B808	A15-16-RS-B812-B808
1" x 3/8"	A15-16-RN-B616-B606	A15-16-RB-B616-B806	A15-16-RS-B816-B806
1" x 1/2"	A15-16-RN-B616-B608	A15-16-RB-B616-B808	A15-16-RS-B816-B808
1" x 3/4"	A15-16-RN-B616-B612	A15-16-RB-B616-B812	A15-16-RS-B816-B812
1.1/4" x 1/2"	A15-16-RN-B620-B608	A15-16-RB-B620-B808	A15-16-RS-B820-B808
1.1/4" x 3/4"	A15-16-RN-B620-B612	A15-16-RB-B620-B812	A15-16-RS-B820-B812
1.1/4" x 1"	A15-16-RN-B620-B616	A15-16-RB-B620-B816	A15-16-RS-B820-B816
1.1/2" x 3/4"	A15-16-RN-B624-B612	A15-16-RB-B624-B812	A15-16-RS-B824-B812
1.1/2" x 1"	A15-16-RN-B624-B616	A15-16-RB-B624-B816	A15-16-RS-B824-B816
1.1/2" x 1.1/4"	A15-16-RN-B624-B620	A15-16-RB-B624-B820	A15-16-RS-B824-B820
2" x 1"	A15-16-RN-B632-B616	A15-16-RB-B632-B816	A15-16-RS-B832-B816
2" x 1.1/4"	A15-16-RN-B632-B620	A15-16-RB-B632-B820	A15-16-RS-B832-B820
2" x 1.1/2"	A15-16-RN-B632-B624	A15-16-RB-B632-B824	A15-16-RS-B832-B824
2.1/2" x 1.1/2"	A15-16-RN-B640-B624	A15-16-RB-B640-B824	A15-16-RS-B840-B824
2.1/2" x 2"	A15-16-RN-B640-B632	A15-16-RB-B640-B832	A15-16-RS-B840-B832
3" x 2"	A15-16-RN-B648-B632	A15-16-RB-B648-B832	A15-16-RS-B848-B832
3" x 2.1/2"	A15-16-RN-B648-B640	A15-16-RB-B648-B840	A15-16-RS-B848-B840



**GUYSON INTERNATIONAL LIMITED** HOSE & COUPLINGS DIVISION  
 Southview Business Park, Guiseley, Leeds LS20 9PR  
 Tel: 01943 870044 e-mail: leeds@guyson.co.uk web: www.guyson.co.uk




NOTE: All technical information shown is correct at time of print and may be subject to change without notice. For specific applications, please consult Guyson Technical Sales Department.

# BSP Cone-Seat Hydraulic Fittings (BS 5200)

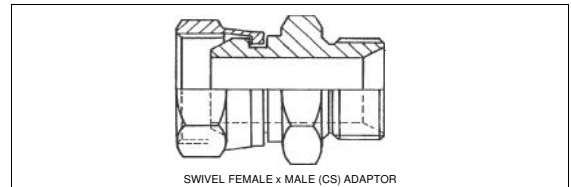


60° Cone-Seat hydraulic Connectors and Adaptors in accordance with BS 5200

- Generally available for immediate delivery.
- Elbows, Tees and Crosses are manufactured from prime plate conforming to ASTM A240 316/316L specification. Bar Stock Parts are made from BS 970 316 S11/S31 bar.
- Fabricated Elbows are either butt or socket welded, depending on size.



PIPE THREAD SIZE BSP P	Part No.	PIPE THREAD SIZE BSP P	Part No.	PIPE THREAD SIZE BSP P	Part No.	PIPE THREAD SIZE BSP P	Part No.
1/4" x 1/8"	A20-16-AD-B404-B402	1" x 3/8"	A20-16-AD-B416-B406	1/4" x 1/8"	A20-16-RB-B504-B702	1" x 1/2"	A20-16-RB-B516-B708
3/8" x 1/8"	A20-16-AD-B406-B402	1" x 1/2"	A20-16-AD-B416-B408	3/8" x 1/8"	A20-16-RB-B506-B702	1" x 5/8"	A20-16-RB-B516-B710
3/8" x 1/4"	A20-16-AD-B064-B404	1" x 3/4"	A20-16-AD-B41-B412	3/8" x 1/4"	A20-16-RB-B506-B704	1" x 3/4"	A20-16-RB-B516-B712
1/2" x 1/8"	A20-16-AD-B408-B402	1.1/4" x 3/8"	A20-16-AD-B420-B406	1/2" x 1/4"	A20-16-RB-B508-B704	1.1/4" x 3/4"	A20-16-RB-B520-B712
1/2" x 1/4"	A20-16-AD-B408-B404	1.1/4" x 1/2"	A20-16-AD-B420-B408	1/2" x 3/8"	A20-16-RB-B508-B706	1.1/4" x 1"	A20-16-RB-B520-B716
1/2" x 3/8"	A20-16-AD-B408-B406	1.1/4" x 3/4"	A20-16-AD-B420-B412	5/8" x 3/8"	A20-16-RB-B510-B706	1.1/2" x 1"	A20-16-RB-B524-B716
5/8" x 1/4"	A20-16-AD-B410-B404	1.1/4" x 1"	A20-16-AD-B420-B416	5/8" x 1/2"	A20-16-RB-B510-B708	1.1/2" x 1.1/4"	A20-16-RB-B524-B720
5/8" x 3/8"	A20-16-AD-B410-B406	1.1/2" x 3/4"	A20-16-AD-B420-B412	3/4" x 3/8"	A20-16-RB-B512-B706	2" x 1.1/4"	A20-16-RB-B532-B720
5/8" x 1/2"	A20-16-AD-B410-B408	1.1/2" x 1"	A20-16-AD-B420-B416	3/4" x 1/2"	A20-16-RB-B512-B708	2" x 1.1/2"	A20-16-RB-B532-B724
3/4" x 1/4"	A20-16-AD-B412-B404	1.1/2" x 1.1/4"	A20-16-AD-B424-B410	3/4" x 5/8"	A20-16-RB-B512-B710		
3/4" x 3/8"	A20-16-AD-B412-B406	2" x 1"	A20-16-AD-B432-B416				
3/4" x 1/2"	A20-16-AD-B412-B408	2" x 1.1/4"	A20-16-AD-B432-B420				
3/4" x 5/8"	A20-16-AD-B420-B410	2" x 1.1/2"	A20-16-AD-B432-B424				
1" x 1/4"	A20-16-AD-B416-B404						



PIPE THREAD SIZE BSP P	Part No.	PIPE THREAD SIZE BSP P	Part No.
1/8" x 1/8"	A20-16-AD-B102-B402	1/2" x 3/4"	A20-16-AD-B108-B412
1/8" x 1/4"	A20-16-AD-B102-B404	3/4" x 1/2"	A20-16-AD-B112-B408
1/4" x 1/8"	A20-16-AD-B104-B402	3/4" x 3/4"	A20-16-AD-B112-B412
1/4" x 1/4"	A20-16-AD-B104-B404	3/4" x 1"	A20-16-AD-B112-B416
1/4" x 3/8"	A20-16-AD-B104-B406	1" x 3/4"	A20-16-AD-B116-B412
3/8" x 1/4"	A20-16-AD-B106-B404	1" x 1"	A20-16-AD-B116-B416
3/8" x 3/8"	A20-16-AD-B106-B406	1" x 1.1/4"	A20-16-AD-B116-B420
3/8" x 1/2"	A20-16-AD-B106-B408	1.1/4" x 1.1/4"	A20-16-AD-B120-B420
1/2" x 1/4"	A20-16-AD-B108-B404	1.1/2" x 1.1/2"	A20-16-AD-B124-B424
1/2" x 3/8"	A20-16-AD-B108-B406	2" x 2"	A20-16-AD-B132-B432
1/2" x 1/2"	A20-16-AD-B108-B408		

Pipe Thread Size BSP P T NPT	SWIVEL FEMALE x TAPER MALE ADAPTOR NPT		BULKHEAD WITH TAPER THREAD BSP T		BANJO BSP P
	Part No.	Part No.	Part No.	Part No.	
1/8"	A20-16-AD-B102-N602	A20-16-AD-B102-B602	A20-16-BUT-N602	A20-16-BUT-B602	A20-16-BANJC-B402
1/4"	A20-16-AD-B104-N604	A20-16-AD-B104-B604	A20-16-BUT-N604	A20-16-BUT-B604	A20-16-BANJC-B404
3/8"	A20-16-AD-B106-N606	A20-16-AD-B106-B606	A20-16-BUT-N606	A20-16-BUT-B606	A20-16-BANJC-B406
1/2"	A20-16-AD-B108-N608	A20-16-AD-B108-B608	A20-16-BUT-N608	A20-16-BUT-B608	A20-16-BANJC-B408
3/4"	A20-16-AD-B112-N612	A20-16-AD-B112-B612	A20-16-BUT-N612	A20-16-BUT-B612	A20-16-BANJC-B412
1"	A20-16-AD-B116-N616	A20-16-AD-B116-B616	A20-16-BUT-N616	A20-16-BUT-B616	A20-16-BANJC-B416
1.1/4"	A20-16-AD-B120-N620	A20-16-AD-B120-B620	A20-16-BUT-N620	A20-16-BUT-B620	-
1.1/2"	A20-16-AD-B124-N624	A20-16-AD-B124-B624	A20-16-BUT-N624	A20-16-BUT-B624	-
2"	A20-16-AD-B132-N632	A20-16-AD-B132-B632	A20-16-BUT-N632	A20-16-BUT-B632	-



**GUYSON INTERNATIONAL LIMITED HOSE & COUPLINGS DIVISION**  
 Southview Business Park, Guiseley, Leeds LS20 9PR  
 Tel: 01943 870044 e-mail: leeds@guyson.co.uk web: www.guyson.co.uk

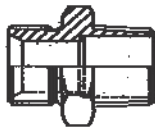


NOTE: All technical information shown is correct at time of print and may be subject to change without notice. For specific applications, please consult Guyson Technical Sales Department.

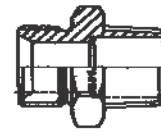
FS 28046

SHAP 1222

# BSP Cone-Seat Hydraulic Fittings (BS 5200)



MALE (CS) x TAPER ADAPTOR  
BSP-T



MALE (CS) x TAPER ADAPTOR  
NPT

Part No.						Part No.					
1/8" x 1/8"	A20-16-AD-B402-B602	1/2" x 3/8"	A20-16-AD-B408-B606	1" x 1.1/2"	A20-16-AD-B416-B624	1/8" x 1/8"	A20-16-AD-B402-N602	1/2" x 3/8"	A20-16-AD-B408-N606	1" x 1.1/2"	A20-16-AD-B416-N624
1/8" x 1/4"	A20-16-AD-B402-B604	1/2" x 3/4"	A20-16-AD-B408-B612	1.1/4" x 1.1/4"	A20-16-AD-B420-B620	1/8" x 1/4"	A20-16-AD-B402-N604	1/2" x 3/4"	A20-16-AD-B408-N612	1.1/4" x 1.1/4"	A20-16-AD-B420-N620
1/4" x 1/4"	A20-16-AD-B404-B604	1/2" x 1"	A20-16-AD-B408-B616	1.1/4" x 3/4"	A20-16-AD-B420-B612	1/4" x 1/4"	A20-16-AD-B404-N604	1/2" x 1"	A20-16-AD-B408-N616	1.1/4" x 3/4"	A20-16-AD-B420-N612
1/4" x 1/8"	A20-16-AD-B404-B602	5/8" x 1/2"	A20-16-AD-B410-B608	1.1/4" x 1"	A20-16-AD-B420-B616	1/4" x 1/8"	A20-16-AD-B404-N602	5/8" x 1/2"	A20-16-AD-B410-N608	1.1/4" x 1"	A20-16-AD-B420-N616
1/4" x 3/8"	A20-16-AD-B404-B606	3/4" x 3/4"	A20-16-AD-B412-B612	1.1/4" x 1.1/2"	A20-16-AD-B420-B624	1/4" x 3/8"	A20-16-AD-B404-N606	3/4" x 3/4"	A20-16-AD-B412-N612	1.1/4" x 1.1/2"	A20-16-AD-B420-N624
1/4" x 1/2"	A20-16-AD-B404-B608	3/4" x 1/2"	A20-16-AD-B412-B608	1.1/4" x 2"	A20-16-AD-B420-B632	1/4" x 1/2"	A20-16-AD-B404-N608	3/4" x 1/2"	A20-16-AD-B412-N608	1.1/4" x 2"	A20-16-AD-B420-N632
3/8" x 3/8"	A20-16-AD-B406-B606	3/4" x 1"	A20-16-AD-B412-B616	1.1/2" x 1.1/2"	A20-16-AD-B424-B624	3/8" x 3/8"	A20-16-AD-B406-N606	3/4" x 1"	A20-16-AD-B412-N616	1.1/2" x 1.1/2"	A20-16-AD-B424-N624
3/8" x 1/8"	A20-16-AD-B406-B602	3/4" x 1.1/4"	A20-16-AD-B412-B620	1.1/2" x 1"	A20-16-AD-B424-B616	3/8" x 1/8"	A20-16-AD-B406-N602	3/4" x 1.1/4"	A20-16-AD-B412-N620	1.1/2" x 1"	A20-16-AD-B424-N616
3/8" x 1/4"	A20-16-AD-B406-B604	1" x 1"	A20-16-AD-B416-B616	1.1/2" x 1.1/4"	A20-16-AD-B424-B620	3/8" x 1/4"	A20-16-AD-B406-N604	1" x 1"	A20-16-AD-B416-N616	1.1/2" x 1.1/4"	A20-16-AD-B424-N620
3/8" x 1/2"	A20-16-AD-B406-B608	1" x 1/2"	A20-16-AD-B416-B608	1.1/2" x 2"	A20-16-AD-B424-B632	3/8" x 1/2"	A20-16-AD-B406-N608	1" x 1/2"	A20-16-AD-B416-N608	1.1/2" x 2"	A20-16-AD-B424-N632
1/2" x 1/2"	A20-16-AD-B408-B608	1" x 3/4"	A20-16-AD-B416-B612	2" x 2"	A20-16-AD-B432-B632	1/2" x 1/2"	A20-16-AD-B408-N608	1" x 3/4"	A20-16-AD-B416-N612	2" x 2"	A20-16-AD-B432-N632
1/2" x 1/4"	A20-16-AD-B408-B604	1" x 1.1/4"	A20-16-AD-B416-B620	2" x 1.1/4"	A20-16-AD-B432-B620	1/2" x 1/4"	A20-16-AD-B408-N604	1" x 1.1/4"	A20-16-AD-B416-N620	2" x 1.1/4"	A20-16-AD-B432-N620
				2" x 1.1/2"	A20-16-AD-B432-B624					2" x 1.1/2"	A20-16-AD-B432-N624

PIPE THREAD SIZE BSP"P" BSP"T" NPT						
	HOSE BUSH BSP"P"	HOSE BUSH BSP"T"	GAUGE ADAPTOR	MALE TAPER 90° ELBOW NPT	MALE TAPER 90° ELBOW BSP"T"	
	Part No.	Part No.	Part No.	Part No.	Part No.	
1/8"	A20-16-HB-B402-B702	A20-16-HB-B402-N302	A20-16-HB-B402-B302	A20-16-GA-B402-B702	A20-16-E90C-B402-N602	A20-16-E90C-B402-B602
1/4"	A20-16-HB-B404-B704	A20-16-HB-B404-N304	A20-16-HB-B404-B304	A20-16-GA-B404-B704	A20-16-E90C-B404-N604	A20-16-E90C-B404-B604
3/8"	A20-16-HB-B406-B706	A20-16-HB-B406-N306	A20-16-HB-B406-B306	A20-16-GA-B406-B706	A20-16-E90C-B406-N606	A20-16-E90C-B406-B606
1/2"	A20-16-HB-B408-B708	A20-16-HB-B408-N308	A20-16-HB-B408-B308	A20-16-GA-B408-B708	A20-16-E90C-B408-N608	A20-16-E90C-B408-B608
5/8" x 1/2"	A20-16-HB-B410-B708	A20-16-HB-B410-N308	A20-16-HB-B410-B308	-	A20-16-E90C-B410-N608	A20-16-E90C-B410-B608
3/4"	A20-16-HB-B412-B712	A20-16-HB-B412-N312	A20-16-HB-B412-B312	-	A20-16-E90C-B412-N612	A20-16-E90C-B412-B612
1"	A20-16-HB-B416-B716	A20-16-HB-B416-N316	A20-16-HB-B416-B316	-	A20-16-E90C-B416-N616	A20-16-E90C-B416-B616
1.1/4"	A20-16-HB-B420-B720	A20-16-HB-B420-N320	A20-16-HB-B420-B320	-	A20-16-E90C-B420-N620	A20-16-E90C-B420-B620
1.1/2"	A20-16-HB-B424-B724	A20-16-HB-B424-N324	A20-16-HB-B424-B324	-	A20-16-E90C-B424-N624	A20-16-E90C-B424-B624
2"	A20-16-HB-B432-B732	A20-16-HB-B432-N332	A20-16-HB-B432-B332	-	A20-16-E90C-B432-N632	A20-16-E90C-B432-B632

PIPE THREAD SIZE BSP"P" BSP"T" NPT						
	MALE TAPER 45° ELBOW NPT	MALE TAPER 45° ELBOW BSP"T"	MALE TAPER 90° SWEPT ELBOW NPT	MALE TAPER 90° SWEPT ELBOW BSP"T"	MALE TAPER 45° SWEPT ELBOW NPT	MALE TAPER 45° SWEPT ELBOW BSP"T"
	Part No.	Part No.	Part No.	Part No.	Part No.	Part No.
1/8"	A20-16-E45C-B402-N602	A20-16-E45C-B402-B602	A20-16-E90-B102-N602	A20-16-E90-B102-B602	A20-16-E45-B102-N602	A20-16-E45-B102-B602
1/4"	A20-16-E45C-B404-N604	A20-16-E45C-B404-B604	A20-16-E90-B104-N604	A20-16-E90-B104-B604	A20-16-E45-B104-N604	A20-16-E45-B104-B604
3/8"	A20-16-E45C-B406-N606	A20-16-E45C-B406-B606	A20-16-E90-B106-N606	A20-16-E90-B106-B606	A20-16-E45-B106-N606	A20-16-E45-B106-B606
1/2"	A20-16-E45C-B408-N608	A20-16-E45C-B408-B608	A20-16-E90-B108-N608	A20-16-E90-B108-B608	A20-16-E45-B108-N608	A20-16-E45-B108-B608
5/8" x 1/2"	A20-16-E45C-B410-N608	A20-16-E45C-B410-B608	A20-16-E90-B110-N608	A20-16-E90-B110-B608	A20-16-E45-B110-N608	A20-16-E45-B110-B608
3/4"	A20-16-E45C-B412-N612	A20-16-E45C-B412-B612	A20-16-E90-B112-N612	A20-16-E90-B112-B612	A20-16-E45-B112-N612	A20-16-E45-B112-B612
1"	A20-16-E45C-B416-N616	A20-16-E45C-B416-B616	A20-16-E90-B116-N616	A20-16-E90-B116-B616	A20-16-E45-B116-N616	A20-16-E45-B116-B616
1.1/4"	A20-16-E45C-B420-N620	A20-16-E45C-B420-B620	A20-16-E90-B120-N620	A20-16-E90-B120-B620	A20-16-E45-B120-N620	A20-16-E45-B120-B620
1.1/2"	A20-16-E45C-B424-N624	A20-16-E45C-B424-B624	A20-16-E90-B124-N624	A20-16-E90-B124-B624	A20-16-E45-B124-N624	A20-16-E45-B124-B624
2"	A20-16-E45C-B432-N632	A20-16-E45C-B432-B632	A20-16-E90-B132-N632	A20-16-E90-B132-B632	A20-16-E45-B132-N632	A20-16-E45-B132-B632



**GUYSON INTERNATIONAL LIMITED** HOSE & COUPLINGS DIVISION  
 Southview Business Park, Guiseley, Leeds LS20 9PR  
 Tel: 01943 870044 e-mail: leeds@guyson.co.uk web: www.guyson.co.uk



NOTE: All technical information shown is correct at time of print and may be subject to change without notice. For specific applications, please consult Guyson Technical Sales Department.

FS 28046

SHAP 1222

# BSP Cone-Seat Hydraulic Fittings (BS 5200)



PIPE THREAD SIZE BSP <sup>P</sup>								
	Part No.	Part No.	Part No.	Part No.	Part No.	Part No.	Part No.	Part No.
1/8"	A20-16-E90C-B402	A20-16-TEE-B402	A20-16-CROS-B402	A20-16-E90C-B102-B402	A20-16-E45C-B102-B402	A20-16-TEE-B102-B402	A20-16-TEE-B402-B102	A20-16-E90C-B102
1/4"	A20-16-E90C-B404	A20-16-TEE-B404	A20-16-CROS-B404	A20-16-E90C-B104-B404	A20-16-E45C-B104-B404	A20-16-TEE-B104-B404	A20-16-TEE-B404-B104	A20-16-E90C-B104
3/8"	A20-16-E90C-B406	A20-16-TEE-B406	A20-16-CROS-B406	A20-16-E90C-B106-B406	A20-16-E45C-B106-B406	A20-16-TEE-B106-B406	A20-16-TEE-B406-B106	A20-16-E90C-B106
1/2"	A20-16-E90C-B408	A20-16-TEE-B408	A20-16-CROS-B408	A20-16-E90C-B108-B408	A20-16-E45C-B108-B408	A20-16-TEE-B108-B408	A20-16-TEE-B408-B108	A20-16-E90C-B108
5/8"	A20-16-E90C-B410	A20-16-TEE-B410	A20-16-CROS-B410	A20-16-E90C-B110-B410	A20-16-E45C-B110-B410	A20-16-TEE-B110-B410	A20-16-TEE-B410-B110	A20-16-E90C-B110
3/4"	A20-16-E90C-B412	A20-16-TEE-B412	A20-16-CROS-B412	A20-16-E90C-B112-B412	A20-16-E45C-B112-B412	A20-16-TEE-B112-B412	A20-16-TEE-B412-B112	A20-16-E90C-B112
1"	A20-16-E90C-B416	A20-16-TEE-B416	A20-16-CROS-B416	A20-16-E90C-B116-B416	A20-16-E45C-B116-B416	A20-16-TEE-B116-B416	A20-16-TEE-B416-B116	A20-16-E90C-B116
1.1/4"	A20-16-E90C-B420	A20-16-TEE-B420	A20-16-CROS-B420	A20-16-E90C-B120-B420	A20-16-E45C-B120-B420	A20-16-TEE-B120-B420	A20-16-TEE-B420-B120	A20-16-E90C-B120
1.1/2"	A20-16-E90C-B424	A20-16-TEE-B424	A20-16-CROS-B424	A20-16-E90C-B124-B424	A20-16-E45C-B124-B424	A20-16-TEE-B124-B424	A20-16-TEE-B424-B124	A20-16-E90C-B124
2"	A20-16-E90C-B432	A20-16-TEE-B432	A20-16-CROS-B432	A20-16-E90C-B132-B432	A20-16-E45C-B132-B432	A20-16-TEE-B132-B432	A20-16-TEE-B432-B132	A20-16-E90C-B132

PIPE THREAD SIZE BSP <sup>P</sup>								
	Part No.	Part No.	Part No.	Part No.	Part No.	Part No.	Part No.	Part No.
1/8"	A20-16-TEE-B102	A20-16-CROS-B102	A20-16-E90-B102-B102	A20-16-E90-B102-B402	A20-16-E45-B102-B102	A20-16-E45-B102-B402	A20-16-EBP90-B402	A20-16-AD-B402-B402
1/4"	A20-16-TEE-B104	A20-16-CROS-B104	A20-16-E90-B104-B104	A20-16-E90-B104-B404	A20-16-E45-B104-B104	A20-16-E45-B104-B404	A20-16-EBP90-B404	A20-16-AD-B404-B404
3/8"	A20-16-TEE-B106	A20-16-CROS-B106	A20-16-E90-B106-B106	A20-16-E90-B106-B406	A20-16-E45-B106-B106	A20-16-E45-B106-B406	A20-16-EBP90-B406	A20-16-AD-B406-B406
1/2"	A20-16-TEE-B108	A20-16-CROS-B108	A20-16-E90-B108-B108	A20-16-E90-B108-B408	A20-16-E45-B108-B108	A20-16-E45-B108-B408	A20-16-EBP90-B408	A20-16-AD-B408-B408
5/8"	A20-16-TEE-B110	A20-16-CROS-B110	A20-16-E90-B110-B110	A20-16-E90-B110-B410	A20-16-E45-B110-B110	A20-16-E45-B110-B410	A20-16-EBP90-B410	A20-16-AD-B410-B410
3/4"	A20-16-TEE-B112	A20-16-CROS-B112	A20-16-E90-B112-B112	A20-16-E90-B112-B412	A20-16-E45-B112-B112	A20-16-E45-B112-B412	A20-16-EBP90-B412	A20-16-AD-B412-B412
1"	A20-16-TEE-B116	A20-16-CROS-B116	A20-16-E90-B116-B116	A20-16-E90-B116-B416	A20-16-E45-B116-B116	A20-16-E45-B116-B416	A20-16-EBP90-B416	A20-16-AD-B416-B416
1.1/4"	A20-16-TEE-B120	A20-16-CROS-B120	A20-16-E90-B120-B120	A20-16-E90-B120-B420	A20-16-E45-B120-B120	A20-16-E45-B120-B420	A20-16-EBP90-B420	A20-16-AD-B420-B420
1.1/2"	A20-16-TEE-B124	A20-16-CROS-B124	A20-16-E90-B124-B124	A20-16-E90-B124-B424	A20-16-E45-B124-B124	A20-16-E45-B124-B424	A20-16-EBP90-B424	A20-16-AD-B424-B424
2"	A20-16-TEE-B132	A20-16-CROS-B132	A20-16-E90-B132-B132	A20-16-E90-B132-B432	A20-16-E45-B132-B132	A20-16-E45-B132-B432	A20-16-EBP90-B432	A20-16-AD-B432-B432

PIPE THREAD SIZE BSP <sup>P</sup>							
	Part No.	Part No.	Part No.	Part No.	Part No.	Part No.	Part No.
1/8"	A20-16-BUC-B402	A20-16-HP-B5R02	A20-16-HP-B402	A20-16-AD-B102-B102	A20-16-BCAP-B102	A20-16-BOND-B-02	A20-16-ES-B702
1/4"	A20-16-BUC-B404	A20-16-HP-B5R04	A20-16-HP-B404	A20-16-AD-B104-B104	A20-16-BCAP-B104	A20-16-BOND-B-04	A20-16-ES-B704
3/8"	A20-16-BUC-B406	A20-16-HP-B5R06	A20-16-HP-B406	A20-16-AD-B106-B106	A20-16-BCAP-B106	A20-16-BOND-B-06	A20-16-ES-B706
1/2"	A20-16-BUC-B408	A20-16-HP-B5R08	A20-16-HP-B408	A20-16-AD-B108-B108	A20-16-BCAP-B108	A20-16-BOND-B-08	A20-16-ES-B708
5/8"	A20-16-BUC-B410	A20-16-HP-B5R10	A20-16-HP-B410	A20-16-AD-B110-B110	A20-16-BCAP-B110	A20-16-BOND-B-10	A20-16-ES-B710
3/4"	A20-16-BUC-B412	A20-16-HP-B5R12	A20-16-HP-B412	A20-16-AD-B112-B112	A20-16-BCAP-B112	A20-16-BOND-B-12	A20-16-ES-B712
1"	A20-16-BUC-B416	A20-16-HP-B5R16	A20-16-HP-B416	A20-16-AD-B116-B116	A20-16-BCAP-B116	A20-16-BOND-B-16	A20-16-ES-B716
1.1/4"	A20-16-BUC-B420	A20-16-HP-B5R20	A20-16-HP-B420	A20-16-AD-B120-B120	A20-16-BCAP-B120	A20-16-BOND-B-20	A20-16-ES-B720
1.1/2"	A20-16-BUC-B424	A20-16-HP-B5R24	A20-16-HP-B424	A20-16-AD-B124-B124	A20-16-BCAP-B124	A20-16-BOND-B-24	A20-16-ES-B724
2"	A20-16-BUC-B432	A20-16-HP-B5R32	A20-16-HP-B432	A20-16-AD-B132-B132	A20-16-BCAP-B132	A20-16-BOND-B-32	A20-16-ES-B732



**GUYSON INTERNATIONAL LIMITED** HOSE & COUPLINGS DIVISION  
 Southview Business Park, Guiseley, Leeds LS20 9PR  
 Tel: 01943 870044 e-mail: leeds@guyson.co.uk web: www.guyson.co.uk



NOTE: All technical information shown is correct at time of print and may be subject to change without notice. For specific applications, please consult Guyson Technical Sales Department.

FS 28046  
SHAP 1222